
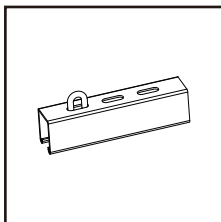


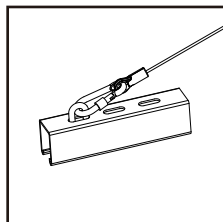
## RC-1 Installation Instruction



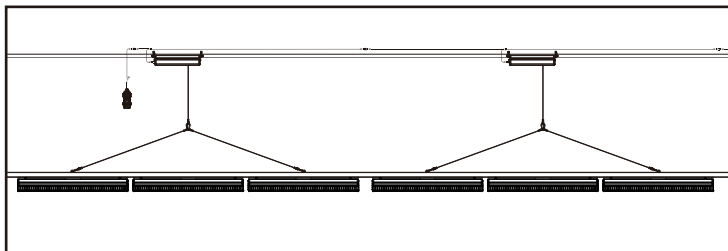
1. Insert the Stainless Steel Eye Plate into the unistrut.



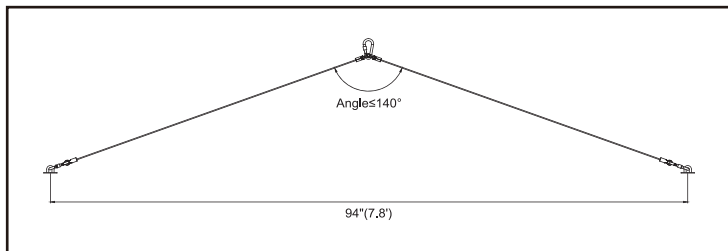
2. Make sure the Eye Plate is correctly placed.



3. Connect the Pear Quick Links to both of the Eye Plate.



4. Connect the Pear Quick Links to the lifter, installation completed.



5. Please ensure that the angle is no more than  $140^\circ$  and that the distance between the two Eye Plates is no greater than 94".